(Tel): 0523-87659580
(Fax): 0523-87625252
: 225400
Http://www.asiasun.com
E-mail:sales@asiasun.com
: 800-8283948

YATAI PUMP&VALVE CO.,LTD.
Add:Taixing High tech Zone,Jiangsu
Tel:0523-87659580
Fax:0523-87625252
P.C:225400
Http://www.asiasun.com
E-mail:sales@asiasun.com
Free hotline of after service:800-8283948

企业微信公众平台
Enterprise WeChat public platform

2019
2019 Ver.

QZ(H)系列
潜水轴流泵、混流泵

QZ(H) Series Submersible Axial Pump & Mixed Flow Pump

亚太泵阀有限公司
YATAI PUMP&VALVE CO.,LTD.

Company profile

YATAI PUMP&VALVE CO., LTD. is a national high-tech enterprise specialized in the research, development and production of various types of water pumps, environmental protection equipment, mobile pump stations, integrated pump stations, fire-fighting pump trucks and remote control systems. It also provides a full range of services in pump station and environmental protection engineering design, product development, equipment installation and system operation. It has various qualifications including Grade II specialized contracting for mechanical and electrical installation engineering, Grade III general contracting for mechanical and electrical engineering construction, Grade III general contracting for utilities engineering construction, Grade III specialized contracting for environmental protection engineering, and Grade A qualification for environmental protection design.

Adhering to the business strategy of innovation driving and industry convergence, the company has comprehensively promoted its high-quality development. It has successively won a number of national honorary titles such as national green factory, national IP dominant enterprise, China's industry-university-research cooperation innovation demonstration enterprise, national contract-abiding and credit-worthy enterprise, waste submersible motor-pump technology supporting unit, national outstanding enterprise in water conservancy system, and China's top 100 backbone enterprises in environmental protection industry. The YATAI brand has been recognized as China famous brand, with its comprehensive strength being continuously strengthened.

In recent years, the company has successively developed 23 series of more than 2,000 varieties of water pump products and 6 series of 38 varieties of complete sets of sewage treatment equipment in line with national industrial policies. At present, large high-pressure submersible electric pumps, large submersible axial-flow pumps, new flood control and emergency pumps, mobile pump stations, FRP prefabricated pump stations, submersible push-flow mixers, buoy aerators, and fire-fighting pump trucks have become the leading products of the company, obtaining 66 patent authorizations and more than 200 scientific and technological achievements, with the product category being increasingly developed.

The company vigorously promotes the development idea of quality-based brand building and brand-based market expanding, and comprehensively implements management systems such as quality, measurement, environment, OHS, enterprise credit, energy management, after-sales service and intellectual property rights. The leading product, waste submersible motor pump, has been recognized as a famous brand product in Jiangsu Province. The company has been rated as AAA quality credit enterprise, AAAA enterprise with good practice on standardization, AAA measurement management system enterprise, five-star after-sales service unit, and provincial enterprise credit management standard implementation qualified enterprise, which has made its market reputation steadily improved.

The company has set up research and development institutions such as national postdoctoral research station, Jiangsu high-power submersible motor-pump engineering technology research center, Jiangsu extra-large submersible motor-pump and pumping station system engineering research center, Jiangsu enterprise technology center, and Taizhou high-pressure low-speed submersible mixed-flow pump key laboratory, making it an important carrier of scientific and technological research and talent cultivation, with which the platform's advantages are strongly demonstrated.

The company has undertaken more than 10 national and provincial torch programs, national key new product programs and major scientific and technological achievements transformation projects in Jiangsu. Portable intelligent heavy-duty flood control and emergency submersible pumps are listed in the national industrial energy-saving technology and equipment key recommended product catalogue, and waste submersible motor-pumps are listed in China's Energy-Efficiency Star catalogue. The independently developed high-power submersible pump series products have successively won one national science & technology progress award (second class), 13 provincial and ministerial science and technology awards, 2 gold medals for outstanding new products in Jiangsu, and 2 new products have been recognized as the first major equipment and key components in Jiangsu. The company has been recognized as science and technology small giant enterprise in Jiangsu Province, an innovative enterprise in Jiangsu Province, a demonstration enterprise for innovation capability construction in Jiangsu Province, and a demonstration enterprise for the integration of informatization and industrialization in Jiangsu Province,

董事长致辞

Chaiman's speech

Secretary of Party Committee and Chairman

Outstanding Private Entrepreneur in Jiangsu

Outstanding Entrepreneur in Jiangsu Machinery Industry

Outstanding Entrepreneur in Jiangsu Environmental Protection Industry

Science and Technology Entrepreneur in Jiangsu

Vice Chairman of Taixing Association of Industry and Commerce

Chang Lei

ב ֵ

Design description

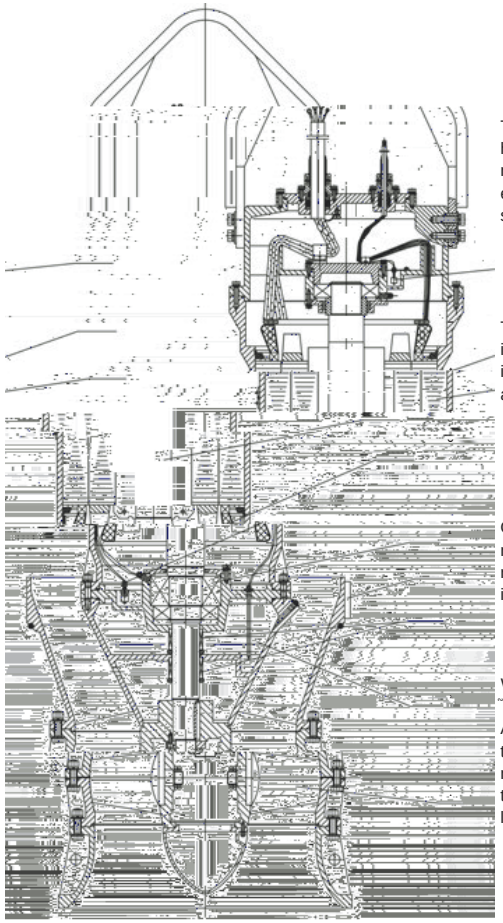

QZ ☺ ↕ ▼ ╙ ┘ ▁ g
Structural drawing of QZ submersible axial pump

1 ᴹ ǯ
Impeller
ᴹ ǯ ▀ ´ ˙ ѡ ж ف ↕ т ₩ ʒ Ѿ ∨ Ѧ ệ ı ó ſ Ч ˜ Ч ĥ ă ɣ Ǐ Ѻ ₫ ₪ nD Ө ı i ∩ ó ſ Ḅ ı ʒ ᵬ Φ Ẉ Ч
The impeller is converted by the most advanced hydraulic model, and it has excellent, stable and mature performance. A small nD value is selected to ensure good cavitation resistance and smooth operation.

2 ₫ Ḻ Ṃ
Shaft seal
ᵬ ˜ ∨ ₪ ₄ Ḻ Ṃ ı Æ ↄ ᵬ Ḻ Ṃ ⁂ ψ i ї ₦ Ǐ Ḡ Ł ı ώ ě ^ ▀ ʒ ↕ ı ώ ≍ ˜ ˡ ˛ ó
Two sets of independent mechanical seals isolate the motor from the pump seal. Installation in series up and down provides multiple insurances and improves reliability.

3 ≥ Í
Oil chamber
≥ ○ Ẋ ˛ ↄ Ḻ Ṃ ı ᵽ ↄ ᵬ Ѧ ǯ ₲ ₭ ѳ ǯ ∨ ˙ ⁂ Ă ŧ ᵰ ₪ ч ∨ ˡ ˚ ∕ ≥ Í ᵰ ѧ т ₪ ″ ≍
Oil lubricates and cools the seal to isolate the motor from the medium being transported. The reserved volume can slow down the pressure rise in the oil chamber.

4 ₲ ʇ ɻ
Anti-rotating device
∕ ᵏ ʊ ˀ ǯ ↄ ᵏ ʊ т ˜ ₪ ґ Ă ŧ т ˜ ı Ẃ Ẃ h Æ ∕ Ѿ ч ᵇ ґ Ѧ ᵇ ˙ ʇ ı ₲ ʇ ɻ Ǐ ɻ ˜ ф Ѧ ڈ ئ
At the moment of starting the unit, the reaction torque of the starting torque of the motor often makes the whole unit rotate in the opposite direction. The anti-rotating device can solve this problem.

5 ₫ ˈ H
Bearing
₫ ˈ H ч ŧ ● ʊ ₫ ˈ H ı Ǐ ₹ ˈ H ᴘ Ѧ ѿ ₪ ₫ ᵇ ⁼ Ё ᵇ ق U ı Ẋ Ḥ ৩ ль ǯ ₲ ₪ ₭ ₒ ˋ Ã
The bearing adopts rolling bearing, which can bear all axial and radial loads and is completely separated from the medium delivered by the pump.

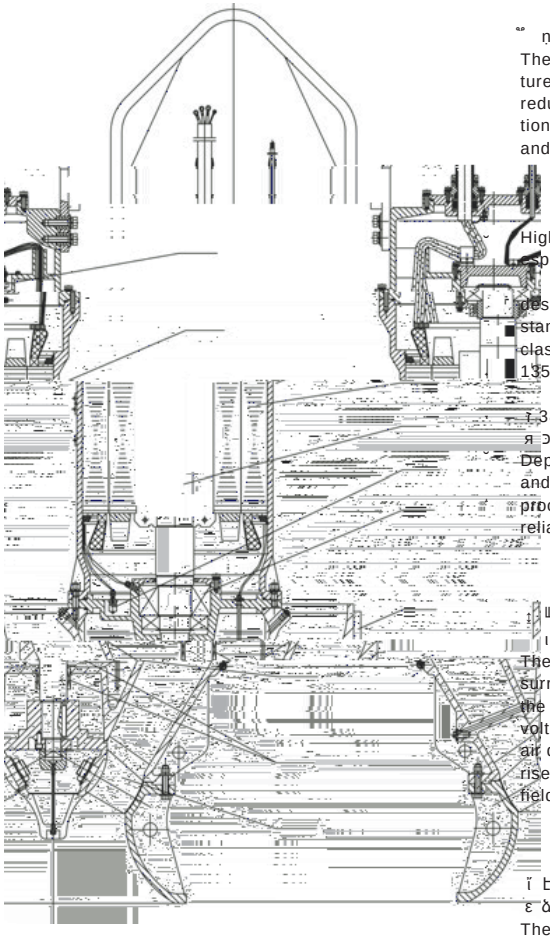

QH ʒ ☺ ↕ ▉ ╙ ┘ ▁ g
Structural drawing of QH submersible mixed flow pump

6 / ↄ ₫
Pump/motor shaft
ль ↄ ª ₫ ı ɻ ▁ ˩ ˚ ı ₫ ᵽ ó ᵩ ∕ ˜ ı ж ф ч i ˚ ᵰ ŷ ı ᵬ Φ Ḥ ʊ ᵰ ı Ḻ Ṃ ⁼ ₫ ˈ H ₥ ᵘ ˜ ₹
The pump is coaxial with the motor for compact structure and shortened shaft extension. This design can reduce the deflection and vibration during the operation, so as to guarantee a longer service life of seal and bearing.

7 ↄ
Motor
≍ ó ǐ ₰ Ă ɣ Ẓ ↄ ı ᵩ . ₥ ☺ ↕
High-performance squirrel cage induction motor is especially
ф ч ˙ ʇ ч ᵀ GB755‰ ˊ ∧ ∕ ч
designed and manufactured in accordance with GB755 standard. The pump is designed with an insulation class F. The highest working temperature can reach 135℃.
∕ ∧ F ∕ ı ѡ ≍ Ť Ă □ ŷ ˡ ₰ 135 ł ᵩ ı ' j ª χ ˡ ь ˛ 380V 660V 3kV 6kV l0kV ч ↄ я ч ∕ ı Ѝ ≍ ↄ я ↄ ь ŧ ъ ₭ VPI ∧ ∕ Ť ˚ ı . З ∧ ∕ ˡ 、
Depending on the power, 380V, 660V, 3kV, 6kV, l0kV and other voltage levels can be used. VPI insulation process is used twice for high-voltage motors to ensure reliable insulation.

8 、 ↄ
Cooling
ↄ ᵘ ₰ ´ ì Ñ ₰ ᵩ ₰ ˘ ᵬ ₭ ᵩ ѧ ı ₰ ᵩ ч ˘ ᵬ ₪ ₶ V 0 ₹ ı ' ≍ ѧ я ↄ ı ь ŧ ɲ ı ڻ Ѿ ₰ ₦ . Ḥ ı Æ ệ s ˚ ɻ ∕ □ ″ Ḥ □ ŷ ₿ ˙ ų ʒ Ɒ
The motor casing directly transfers heat to the surrounding medium, and the heat is carried away by the surrounding water flow. Large-power high-medium voltage motor adopts patented technology of internal air duct heat dissipation, which makes the temperature rise of three-phase winding low and the temperature field evenly distributed.

9 ˘ ₩ ʇ ɻ
Monitoring device
☺ ↕ Ł õ ^ ڎ З ĭ Ł ɻ ı ˈ Ḥ Â ∕ Â ₆ ↄ í ч З ĭ Ł ɻ ѿ χ ص ɔ ∕ ˚ ⌈ ₹ ∧ □ ► ŷ ↕ З ĭ ч ε ð ₪ ɻ ▁ j ª ă ѿ Ţ . ζ
The submersible pump is equipped with multiple protection devices, which can lead the lead to the electric cabinet. The protection devices include overload protection, open-phase protection, leakage protection, over-temperature protection, humidity protection, and immersion protection (varied according to the pump structure).

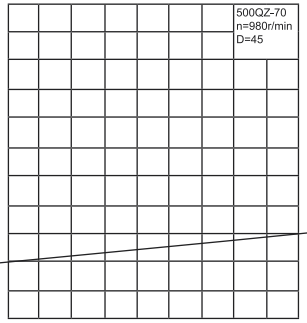

500QZ-70

	(m³/h)	l/s	(m)	(r/min)			(kg)	ε % ζ	(mm)
-4°	1368.0	380.0	9.4	980	50.0	55	860	70.0	450
	1760.0	488.9	7.0		42.1			79.6	
	2060.0	572.2	4.3		30.7			78.5	
-2°	1720.0	477.8	8.2		51.5			74.5	
	2010.0	558.3	6.4		43.7			80.0	
	2250.0	625.0	4.9		40.8			73.5	
0°	2099.0	583.1	7.0		50.1			79.8	
	2160.0	600.0	6.3		45.6			81.2	
	2510.0	697.2	3.9		34.6			77.0	
+2°	2340.0	650.0	6.6		51.5			81.5	
	2560.0	711.1	5.5		46.7			82.0	
	2660.0	738.9	4.6		40.8			81.5	
+4°	2520.0	700.0	6.2		51.8			82.1	
	2592.0	720.0	6.0		51.0			83.0	
	2844.0	790.0	4.7		45.9			76.0	

-6°	1422.7	395.2							
	1549.8	430.5	2.3						
	1670.0	463.9	1.9		11.0				
-4°	1510.4	419.6	3.4		18.0			77.6	
	1735.8	482.2	2.4		14.1			80.7	
	1895.6	526.5	1.7		11.3			77.6	
-2°	1616.6	449.1	3.6		20.3			77.6	
	1890.8	525.2	2.5		15.6	22	790	81.3	
	2063.3	573.1	1.7	740	12.3			77.6	450
0°	1732.0	481.1	3.6		22.1			77.6	
	2045.7	568.3	2.5		16.8			81.6	
	2211.3	614.3	1.7		13.2			77.6	
+2°	1891.1	525.3	3.7		24.5			77.6	
	2169.7	602.7	2.6		18.5			82.1	
	2342.1	650.6	1.9		15.4	30	830	77.6	
+4°	2067.1	574.2	3.5		25.5			77.6	
	2324.7	645.8	2.6		19.9			81.8	
	2466.2	685.1	2.1		17.7			77.6	

500QZ-100G

	(m³/h)	l/s	(m)	(r/min)			(kg)	ε % ζ	(mm)
-6°	1883.7	523.3	5.3	980	34.8	45	850	78.8	450
	2052.0	570.0	4.1		28.4			80.8	
	2211.1	614.2	3.3		25.1			78.8	
-4°	2000.6	555.7	6.0		41.2			78.8	
	2298.2	638.4	4.2		32.2			81.9	
	2509.8	697.2	3.0		25.8			78.8	
-2°	2140.5	594.6	6.3		46.3	55	870	78.8	
	2503.4	695.4	4.3		35.6			82.5	
	2731.9	758.9	3.0		28.1			78.8	
0°	2293.2	637.0	6.4		50.5			78.8	
	2708.6	752.4	4.3		38.4			82.8	
	2928.2	813.4	3.0		30.1			78.8	
+2°	2503.9	695.5	6.5		56.0	75	900	78.8	
	2872.8	798.0	4.5		42.4			83.3	
	3101.0	861.4	3.3		35.2			78.8	
+4°	2736.9	760.3	6.3		58.3			78.8	
	3078.0	855.0	4.5		45.6			83.0	
	3265.4	907.1	3.6		40.6			78.8	

500QZ-130G

	(m³/h)	l/s	(m)	(r/min)			(kg)	ε % ζ	(mm)
-4°	1971.7	547.7	5.3	980	36.8	45	860	77.9	450
	2547.2	707.6	3.0		25.0			82.7	
	2730.1	758.4	2.2		20.6			77.9	
-2°	2199.3	610.9	5.3		41.0			77.9	
	2738.6	760.7	3.2		28.8			82.4	
	2965.8	823.8	2.3		23.4			77.9	
0°	2428.6	674.6	5.2		44.4	55	900	77.9	
	2920.1	811.1	3.3		31.9			82.0	
	3171.3	880.9	2.3		25.0			77.9	
+2°	2763.9	767.7	4.9		47.6			77.9	
	3146.0	873.9	3.5		36.8			81.2	
	3387.1	940.8	2.6		30.4			77.9	
+4°	3043.8	845.5	4.9		52.4	75	950	77.9	
	3367.7	935.5	3.6		41.0			80.4	
	3566.6	990.7	2.9		35.8			77.9	

H(m)

Q(l/s)

500QZ-130D

	(m³/h)	l/s	(m)	(r/min)			(kg)	ε % ζ	(mm)
	1488.5	413.5	3.0		16.1			76.7	
-4°	1923.0	534.2	1.7		10.9	18.5	750	81.5	
	2061.1	572.5	1.2		9.0			76.7	
	1660.4	461.2	3.0		17.9			76.7	
-2°	2067.4	574.3	1.8		12.6			81.2	
	2238.9	621.9	1.3		10.2	22	780	78.7	
	1833.4	509.3	3.0		19.4			76.7	
0°	2204.5	612.4	1.9	740	13.9			80.8	450
	2394.1	665.0	1.3		10.9			76.7	
	2086.5	579.6	2.8		20.8			76.7	
+2°	2375.0	659.7	2.0		16.1			80.0	
	2557.0	710.3	1.5		13.3	30	830	76.7	
	2297.8	638.3	2.8		22.9			76.7	
+4°	2542.4	706.2	2.1		17.9			79.2	
	2692.5	747.9	1.6		15.7			767	

600QZ-100

	(m³/h)	l/s	(m)	(r/min)			(kg)	ε % ζ	(mm)
	2598.4	721.8	4.6		40.5			79.4	
-6°	2830.5	786.3	3.5		33.1	45	1210	81.4	
	3050.0	847.2	2.8		29.3			79.4	
	2758.5	766.2	5.1		48.0			79.4	
-4°	3170.2	880.6	3.6		37.5	55	1250	82.5	
	3462.0	961.7	2.5		30.1			79.4	
	2952.5	820.1	5.3		54.0			79.4	
-2°	3453.2	959.2	3.7		41.5			83.1	
	3768.3	1046.8	2.5		32.8			79.4	
	3163.2	878.7	5.4	740	58.8			79.4	550
0°	3736.3	1037.9	3.7		44.8			83.4	
	4039.2	1122.0	2.5		35.1	75	1320	79.4	
	3453.8	959.4	5.5		65.2			79.4	
+2°	3962.7	1100.8	3.9		49.5			83.9	
	4277.5	1188.2	2.8		41.0			79.4	
	3775.3	1048.7	5.3		67.9			79.4	
+4°	4245.8	1179.4	3.9		53.2			83.6	
	4504.3	1251.2	3.1		47.3			79.4	

600QZ-70

	(m³/h)	l/s	(m)	(r/min)			(kg)	ε % ζ	(mm)
	1886.5	524.0	8.0		58.5			70.3	
-4°	2427.0	674.2	6.0		49.3			79.9	
	2840.7	789.1	3.7		35.9			78.8	
	2371.9	658.9	7.0		60.3			74.8	
-2°	2771.8	769.9	5.5		51.2			80.3	
	3102.8	861.9	4.2		47.7			73.8	
	2894.5	804.0	6.0		58.6			80.1	
0°	2978.6	827.4	5.4	740	53.4	75	1350	81.5	550
	3461.3	961.5	3.3		40.5			77.3	
	3226.9	896.4	5.6		60.3			81.8	
+2°	3530.2	980.6	4.7		54.7			82.3	
	3668.1	1018.9	3.9		47.8			81.8	
	3475.1	965.3	5.3		53.7			82.4	
+4°	3574.4	992.9	5.1		60.6			83.3	
	3921.9	1089.4	4.0		59.7			79.5	

600QZ-130

	(m³/h)	l/s	(m)	(r/min)			(kg)	ε % ζ	(mm)
	2718.5	755.1	4.6		42.9			78.5	
-4°	3512.0	975.6	2.5		29.1			83.3	
	3764.3	1045.6	1.8		24.0	55	1320	78.5	
	3032.4	842.3	4.6		47.8			78.5	
-2°	3775.9	1048.9	2.7		33.6			83.0	
	4089.1	1135.9	1.9		27.3			78.5	
	3348.5	930.1	4.5		51.8			78.5	
0°	4026.2	1118.4	2.8	740	37.1			82.6	550
	4372.5	1214.6	1.9		29.2			78.5	
	3710.8	1058.6	4.2		55.5			78.5	
+2°	4337.6	1204.9	3.0		42.9	75	1400	81.8	
	4670.0	1297.2	2.2		35.4			78.5	
	4196.7	1165.7	4.2		61.1			78.5	
+4°	4643.3	1289.8	3.1		47.8			81.0	
	4917.5	1366.0	2.5		41.7			78.5	

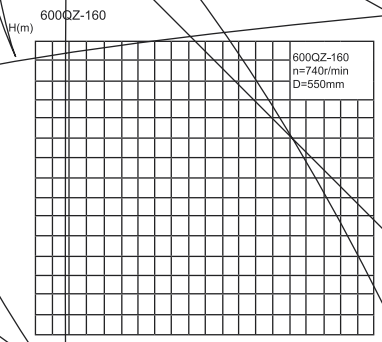

600QZ-160

	(m³/h)	l/s	(m)	(r/min)			(kg)	ε % ζ	(mm)
	3072.5	853.5	3.0		32.4			78.1	
-2°	3508.4	947.6	2.2		25.4	37	1380	82.0	
	3832.5	1064.6	1.5		20.2			78.1	
	3629.2	1008.1	2.9		37.2			78.1	
0°	4074.3	1131.8	2.2	740	29.8			81.2	550
	4331.5	1203.2	1.6		24.1	45	1420	78.1	
	4215.0	1170.8	2.8		40.7			78.1	
+2°	4549.6	1263.8	2.4		36.4			79.9	
	4799.8	1333.3	1.8		30.9			78.1	

700QZ-70D

	(m³/h)	l/s	(m)	(r/min)			(kg)	ε % ζ	(mm)
	3213.5	892.6	5.3		58.9			78.3	
-6°	3600.8	1000.2	4.5		53.6			81.3	
	3859.1	1072.0	3.7		48.2			80.3	
	3351.2	930.9	5.3		61.3			79.5	
-4°	3773.0	1048.1	4.5		56.3	75	2250	82.3	
	4068.5	1130.1	3.8		51.1			81.2	
	3500.4	972.3	5.5		65.3			79.8	
-2°	3902.1	1083.9	4.8		62.3			82.3	
	4303.8	1195.5	3.8		55.6			80.3	
	3701.3	1028.1	5.5	590	68.9			80.8	600
0°	4160.3	1155.7	4.8		65.7			82.3	
	4533.3	1259.3	3.9		59.2			80.8	
	3844.7	1068.0	5.6		73.3			79.8	
+2°	4289.5	1191.5	4.9		68.6	90	2360	83.3	
	4748.5	1319.0	3.8		61.4			80.3	
	3988.2	1107.8	5.9		78.2			81.2	
+4°	4389.9	1219.4	5.4		77.5			83.3	
	5021.1	1394.8	3.9		67.1			80.3	

700QZ-70G

	(m³/h)	l/s	(m)	(r/min)			(kg)	ε % ζ	(mm)
	4032.0	1120.0	8.3		115.2			79.0	
-6°	4518.0	1255.0	7.0		104.9			82.0	
	4842.0	1345.0	5.8		94.3			81.0	
	4204.8	1168.0	8.4		119.8			80.2	
-4°	4734.0	1315.0	7.1		110.1			83.0	
	5104.8	1418.0	5.9		100.0	160	2350	81.9	
	4392.0	1220.0	8.6		127.6			80.5	
-2°	4896.0	1360.0	7.6		121.9			83.0	
	5400.0	1500.0	6.0		108.8			81.0	
	4644.0	1290.0	8.7	740	134.8			81.5	600
0°	5220.0	1450.0	7.6		128.5			84.0	
	5688.0	1580.0	6.1		115.8			81.5	
	4824.0	1340.0	8.8		143.4			80.5	
+2°	5382.0	1495.0	7.7		134.2			84.0	
	5958.0	1655.0	6.0		120.0	185	2430	81.9	
	5004.0	1390.0	9.2		152.9			81.9	
+4°	5508.0	1530.0	8.5		151.6			84.0	
	6300.0	1750.0	6.2		131.2			81.0	

700QZ-100

	(m³/h)	l/s	(m)	(r/min)			(kg)	ε % ζ	(mm)
	3373.4	937.0	5.4		62.1			80.1	
-6°	3674.7	1020.8	4.2		58.7	75	2050	82.1	
	3959.7	1099.9	3.3		44.8			80.1	
	3581.2	994.8	6.0		73.5			80.1	
-4°	4115.7	1143.2	4.3		57.5			83.2	
	4494.6	1248.5	3.0		46.1	90	2180	80.1	
	3833.1	1064.8	6.4		82.7			80.1	
-2°	4483.1	1245.3	4.4		63.7			83.8	
	4892.3	1359.0	3.0		50.2			80.1	
	4106.7	1140.7	6.5	740	90.1			80.1	
0°	4850.6	1347.4	4.4		68.7			84.1	
	5243.9	1456.6	3.0		53.8	110	2350	80.1	
	4484.0	1245.5	6.6		100.0			80.1	
+2°	5144.6	1429.1	4.6		75.8			84.6	
	5553.3	1542.6	3.3		62.9			80.1	
	4901.2	1361.5	6.3		104.1			80.1	
+4°	5512.1	1531.1	4.6		81.5	132	2580	84.3	
	5847.7	1624.4	3.6		72.4			80.1	

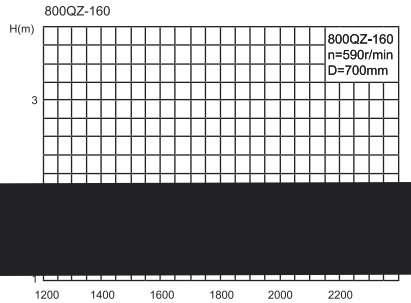

800QZ-160

	(m³/h)	l/s	(m)	(r/min)			(kg)	ε % ζ	(mm)
-2°	5051.6	1403.2	3.1		54.4			78.7	
	5768.4	1602.3	2.2		42.7			82.6	
	6301.3	1750.4	1.6		33.9			78.7	
	5967.0	1657.5	3.0		62.4			78.7	
+2°	7480.3	2077.9	2.4		61.2			80.5	
	7891.6	2192.1	1.9		51.9			78.7	

	(m³/h)	l/s	(m)	(r/min)			(kg)	ε % ζ	(mm)
-6°	8266.7	2296.3	4.0	590	112.1	200	4860	79.3	750
	7720.0	2144.5	5.8		147.8			81.9	
	6864.9	1906.9	7.7		174.1			82.4	
	6315.8	1754.4	8.5		183.6			79.3	
-4°	8821.6	2450.4	4.1		123.1	220	5100	79.3	
	8192.3	2275.6	5.8		156.8			81.9	
	7311.5	2031.0	7.6		181.0			83.2	
	6498.6	1805.2	8.8		196.5			79.3	
-2°	9274.0	2576.1	4.2		133.0			79.3	
	8672.7	2409.1	5.8		166.2			81.9	
	7466.2	2073.9	8.1		198.6			83.2	
	6682.2	1856.2	9.2		209.8			79.3	
0°	9719.7	2699.9	4.4		146.9	250	5620	79.3	
	9199.5	2555.4	5.8		177.5			81.4	
	8336.2	2315.6	7.7		207.7			83.8	
	6870.7	1908.5	9.4		221.1			79.6	
+2°	10051.4	2792.0	4.6		159.7			79.3	
	8693.4	2414.8	7.6		213.4			82.9	
	8048.4	2235.7	8.5		221.1			83.9	
	7013.8	1948.3	9.5		228.4			79.3	
+4°	10577.3	2938.1	5.0		171.7	280	6130	79.3	
	9318.6	2588.5	7.9		228.7			83.3	
	8495.8	2359.9	8.9		245.3			83.9	
	7397.6	2054.9	9.8		249.4			79.3	

900QZ-70D

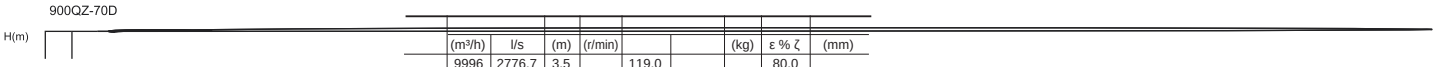

	(m³/h)	l/s	(m)	(r/min)			(kg)	ε % ζ	(mm)
-6°	9996	2776.7	3.5	490	119.0	220	6100	80.0	850
	9335	2593.1	5.1		156.8			82.6	
	8301	2305.8	6.8		184.8			83.1	
	7637	2121.4	7.5		194.7			80.0	
-4°	10667	2963.1	3.6		130.6			80.0	
	9906	2751.7	5.1		166.4			82.6	
	8841	2455.8	6.7		192.0			83.9	
	7858	2183.8	7.8		208.4			80.0	
-2°	11214	3115.0	3.7		141.1	250	6520	80.0	
	10487	2913.1	5.1		176.3			82.5	
	8028	2507.8	7.2		210.7			83.9	
	8080	2244.4	8.1		222.5			80.0	
0°	11753	3264.7	3.9		155.8			80.0	
	11124	3090.0	5.1		188.0			82.1	
	10080	2800.0	6.8		220.4			84.6	
	8308	2307.8	8.3		234.5			80.0	
+2°	12154	3376.1	4.1		169.4	280	6900	80.0	
	10521	2920.0	6.7		226.4			84.6	
	9732	2703.3	7.5		234.7			84.6	
	8481	2355.8	8.4		242.2			80.0	
+4°	12790	3552.8	4.4		182.2			80.0	
	11268	3130.0	6.7		242.7			84.0	
	10273	2853.6	7.9		261.1			84.6	
	8945	2484.7	8.7		264.6			80.0	

900QZ-100D

	(m³/h)	l/s	(m)	(r/min)			(kg)	ε % ζ	(mm)
-6°	6350	1763.9	4.8	490	102.6	132	4540	80.2	850
	6917	1921.5	3.7		83.9			82.2	
	7454	2070.5	2.9		74.1			80.2	
-4°	6741	1872.6	5.3		121.5			80.2	
	7747	2152.1	3.8		95.0			83.3	
	8461	2350.2	2.7		76.2			80.2	
-2°	7216	2004.3	5.6		136.7	160	5020	80.2	
	8439	2344.2	3.8		105.3			83.9	
	9209	2558.2	2.7		83.0			80.2	
0°	7731	2147.4	5.7		148.9			80.2	
	9131	2536.4	3.8		113.5			84.2	
	9871	2742.0	2.7		88.9			80.2	
+2°	8441	2344.7	5.8		165.2	185	5520	80.2	
	9684	2690.1	4.0		125.3			84.7	
	10454	2903.8	2.9		103.9			80.2	
+4°	9226	2562.9	5.5		172.0			80.2	
	10376	2882.3	4.0		134.8			84.4	
	11008	3057.7	3.2		119.7			80.2	

900QZ-100G

	(m³/h)	l/s	(m)	(r/min)			ε kg)	ε % ζ	(mm)
-6°	5253.0	1459.2	5.4	590	96.2	110	3400	79.9	750
	5722.2	1589.5	4.1		78.7			81.9	
	6166.0	1712.8	3.3		69.5			79.9	
-4°	5576.6	1549.1	6.0		114.0	132	3620	79.9	
	6408.9	1780.2	4.2		89.1			83.0	
	6998.9	1944.1	3.0		71.5			79.9	
-2°	5968.9	1658.0	6.3		128.3	160	3950	79.9	
	6981.1	1939.2	4.3		98.7			83.6	
	7618.2	2116.2	3.0		77.8			79.9	
0°	6394.9	1776.4	6.4		139.7			79.9	
	7553.3	2098.1	4.3		106.4			83.9	
	8165.7	2268.3	3.0		83.4			79.9	
+2°	6982.4	1939.5	6.5		155.0	185	4300	79.9	
	8011.1	2225.3	4.6		117.6			84.4	
	8674.5	2402.1	3.3		97.5			79.9	
+4°	7632.1	2120.0	6.2		161.3			79.9	
	8283.3	2384.3	4.6		126.4			84.1	
	9105.9	2529.4	3.6		112.3			79.9	

900QZ-130G

	(m³/h)	l/s	(m)	(r/min)			(kg)	ε % ζ	(mm)
-4°	5495.0	1526.4	5.4	590	100.3	3300		80.1	750
	7098.9	1971.9	3.0		68.2			84.9	
	7608.7	2113.5	2.2		56.1			80.1	
-2°	6129.4	1702.6	5.4		111.9	3520		80.1	
	7632.2	2120.1	3.2		78.7			84.6	
	8265.4	2295.9	2.3		63.8			80.1	
0°	6768.3	1880.1	5.3		121.2			80.1	
	8138.2	2260.6	3.3		87.0			84.2	
	8838.1	2455.0	2.3		68..3			80.1	
+2°	7702.8	2139.7	5.0		129.8	3850		80.1	
	8767.6	2435.4	3.5		100.5			83.4	
	9439.5	2622.1	2.6		82.9			80.1	
+4°	8482.8	2356.3	5.0		143.0			80.1	
	9385.5	2607.1	3.6		111.8			82.6	
	9939.8	2761.1	2.9		97.7			80.1	

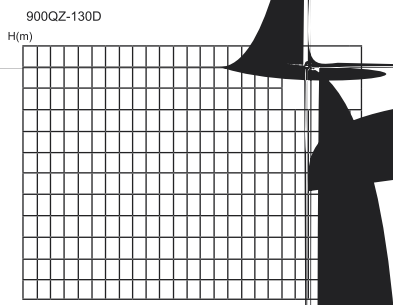

900QZ-130D

	(m³/h)	l/s	(m)	(r/min)					
-4°	6644	1845.5	4.8	490	107.2	132	4650		
					119.6				
	9228	2563.3	2.8		84.0				
	9993	2775.9	2.0		68.2				
0°	8183	2273.1	4.7		129.5	160			
	9840	2733.2	2.9		93.0				
	10688	2968.3	2.0		72.9				
+2°	9313	2587.0	4.4		138.7				
	10601	2944.6	3.1		107.4				
	11413	3170.3	2.3		88.5				
+4°	10256	2848.9	4.4		152.7	185	4900		
	11348	3152.1	3.2		119.5				
	12018	3338.3	2.6		104.4				

900QZ-160G

	(m³/h)	l/s	(m)	(r/min)			(kg)	ε % ζ	(mm)
-2°	6212.7	1725.8	3.6	590	76.2	90	2850	79.3	750
	7094.3	1970.6	2.6		59.9			83.2	
	7749.7	2152.7	1.8		47.5			79.3	
0°	7338.6	2038.5	3.5		87.5	110	3100	79.3	
	8238.6	2288.5	2.6		70.2			82.4	
	8758.6	2432.9	1.9		56.7			79.3	
+2°	8523.0	2367.5	3.3		95.8			79.3	
	9199.7	2555.5	2.9		85.8			81.1	
	9705.6	2696.0	2.2		72.7			79.3	

1200QZ-100

	l/s	(m)	(r/min)		(kg)	ε % ζ	(mm)
8865.1	2462.5	6.0		178.3		80.5	
9657.0	2682.5	4.6		145.8		82.5	
10406.0	2890.5	3.7		128.8		80.5	
9411.3	2614.2	6.6		211.2		80.5	
10815.8	3004.4	4.7		165.2		83.6	
11811.6	3281.0	3.3		132.5		80.5	
10073.3	2798.1	7.0		237.7		80.5	
11781.5	3272.7	4.8		183.0		84.2	
12856.7	3571.3	3.3		144.2		80.5	
10792.2	2997.8	7.1		258.9		80.5	
12747.2	3540.9	4.8		197.3		84.5	
13780.3	3828.0	3.3		154.6		80.5	
11783.7	3273.2	7.2		287.2		80.5	
13519.8	3755.5	5.0		218.0		85.0	
14593.9	4053.9	3.7		180.7		80.5	
12880.3	3577.9	6.9		299.0		80.5	
14485.5	4023.8	5.0		234.4		84.7	
14 Ö Ґ	3	.8					

1200QZ-130

1200QZ-160

(mm) 9.44.77. B Ɓ Ó ɔ ɪv ᵘ 4 ≠ ķ ƍ ǎ ʤ ₅ ɋ ł ˜ ₄ D

亚
YATAI PUM

H(n

YA

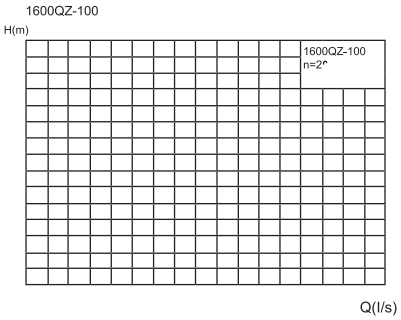

1600QZ-100

	(m³/h)	l/s	(m)	(r/min)			(kg)	ε % ζ	(mm)
-6°	19837.1	5510.3	5.1	290	332.9	400	12100	82.0	1480
	21609.0	6002.5	3.9		272.3			84.0	
	23284.0	6468.0	3.1		240.5			82.0	
-4°	21059.2	5849.8	5.6		394.2	450	12500	82.0	
	24202.1	6722.8	4.0		308.6			85.1	
	26430.2	7341.7	2.8		247.4			82.0	
-2°	22540.6	6261.3	5.9		443.8	500	12800	82.0	
	26363.0	7323.1	4.1		341.9			85.7	
	28768.8	7991.3	2.8		269.3			82.0	
0°	24149.3	6708.1	6.0		483.2	560	13200	82.0	
	28523.9	7923.3	4.1		368.7			86.0	
	30836.5	8565.7	2.8		288.6			82.0	
+2°	26367.8	7324.4	6.1		536.1	630	13700	82.0	
	30252.8	8403.5	4.3		407.3			86.5	
	32658.0	9071.1	3.1		337.3			82.0	
+4°	28821.5	8005.0	5.8		558.1			82.0	
	32413.5	9003.8	4.3		437.9			86.2	
	34387.1	9552.0	3.4		388.4			82.0	

1600QZ-130

	(m³/h)	l/s	(m)	(r/min)			(kg)	ε % ζ	(mm)
-4°	20754.2	5765.1	5.1	290	352.6	400	11800	81.0	1480
	26812.0	7447.8	2.8		239.8			85.8	
	28737.6	7982.7	2.0		197.2			81.0	
-2°	23150.4	6430.7	5.1		393.3	450	12200	81.0	
	28826.4	8007.3	3.0		276.6			85.5	
	31217.8	8671.6	2.1		224.4			81.0	
0°	25563.4	7101.0	5.0		426.0	500	12500	81.0	
	30737.6	8538.2	3.1		305.9			85.1	
	33381.1	9272.5	2.1		239.9			81.0	
+2°	29092.9	8081.4	4.7		456.3	560	12900	81.0	
	33114.6	9198.5	3.3		353.5			84.3	
	35652.4	9903.5	2.4		291.2			81.0	
+4°	32038.9	8899.7	4.7		502.5	630	13400	81.0	
	35448.4	9846.8	3.4		393.2			83.5	
	37542.0	10428.3	2.7		343.5			81.0	

1600QZ-160

	(m³/h)	l/s	(m)	(r/min)			(kg)	ε % ζ	(mm)
-2°	23462.4	6517.3	3.3	290	262.5	315	11100	81.4	1480
	26791.6	7442.1	2.4		206.6			85.3	
	29266.5	8129.6	1.7		163.7			81.4	
0°	27714.2	7698.4	3.3		301.4	355	11500	81.4	
	31112.8	8642.5	2.4		242.2			84.5	
	33076.8	9188.0	1.8		195.3			81.4	
+2°	32187.1	8940.9	3.1		330.1	400	11900	81.4	
	34742.6	9650.7	2.6		295.8			83.2	
	36653.0	10181.4	2.0		250.6			81.4	

1800QZ-70

	(m³/h)	l/s	(m)	(r/min)			ε % ζ	(mm)
-4°	25607	7113	7.56	256	646.8	710	81.55	1740
	28958	8044	5.77		544.4		83.64	
	32004	8890	3.98		425.5		81.68	
-2°	27623	7673	7.68		698.7	800	82.76	
	31568	8769	5.95		608.2		84.20	
	34981	9717	4.22		480.2		83.67	
0°	29271	8131	7.79		750.8		82.77	
	33527	9313	6.10		661.9		84.20	
	37354	10376	4.41		533.8		84.17	
+2°	31932	8870	7.98		840.3	900	82.63	
	36299	10083	6.32		743.0		84.20	
	40190	11164	4.67		608.5		84.03	
+4°	32526	9035	8.13		920.8	1000	81.78	
	38318	10644	6.50		806.0		84.20	
	41994	11665	4.84		664.8		83.31	



1800QZ-160

	(m³/h)	l/s	(m)	(r/min)			ε % ζ	(mm)
-2°	36176	10049	3.26	256	392.3	450	81.79	1740
	39607	11002	2.39		311.5		82.90	
	41296	11471	1.91		266.2		80.91	
0°	41213	11448	3.41		466.6	500	82.03	
	44003	12223	2.72		393.3		82.90	
	45598	12666	2.25		339.3		82.25	
+2°	46634	12954	3.53		558.0	630	80.24	
	48550	13486	3.09		493.6		80.90	
	50098	13916	2.63		435.6		82.38	

2000QZ-70

	(m³/h)	l/s	(m)	(r/min)			ε % ζ	(mm)
-4°	32494	9026	7.02	215	759.8	800	81.78	2000
	37714	10476	4.97		609.2		83.81	
	40734	11315	3.67		496.9		81.94	
-2°	35150	9764	7.11		819.1	900	83.09	
	41404	11501	5.06		676.2		84.50	
	44492	12359	3.89		562.4		83.96	
0°	37325	10368	7.18		878.2	1000	83.19	
	44248	12291	5.14		734.1		84.50	
	47498	13194	4.09		526.6		84.47	
+2°	40867	11352	7.32		979.2	1100	83.23	
	48139	13372	5.26		817.0		84.50	
	51073	14187	4.34		715.5		84.36	
+4°	43632	12120	7.43		1068.4	1200	82.71	
	50850	14125	5.35		877.5		84.50	
	53330	14814	4.50		781.7		83.72	

2000QZ-100

	(m³/h)	l/s	(m)	(r/min)			ε % ζ	(mm)
-6°	34700	9639	5.64	215	645.1	710	82.75	2000
	40288	11191	3.96		505.6		86.09	
	44420	12339	2.57		384.3		80.81	
-4°	38588	10719	5.73		749.8	800	84.37	
	44410	12336	4.07		560.2		87.81	
	48622	13506	2.68		425.7		83.33	
-2°	41954	11654	5.80		783.0	900	84.75	
	47891	13303	4.16		616.5		88.00	
	52380	14550	2.79		475.0		83.72	
0°	45443	12623	5.89		856.3		85.20	
	54541	14317	4.26		680.1		88.00	
	56016	15560	2.90		527.1		83.94	
+2°	48744	13540	5.98		939.6	1000	84.55	
	55242	15345	4.37		748.2		88.00	
	59965	16657	3.03		592.2		83.62	
+4°	52063	14462	6.08		1038.4	1100	83.02	
	58842	16345	4.49		818.5		88.00	
	63889	17747	3.17		661.9		83.36	

2000QZ-130

	(m³/h)	l/s	(m)	(r/min)			ε % ζ	(mm)
-6°	25056	6960	4.18	215	367.8	400	77.59	2000
	31133	9648	2.78		281.4		83.73	
	35186	9774	1.65		210.4		75.39	
-4°	33396	9277	4.32		480.5	560	81.81	
	35910	10975	2.95		374.6		84.70	
	43596	12110	1.84		277.3		79.03	
-2°	41785	11607	4.50		616.8	710	83.08	
	47722	13256	3.15		484.0		84.70	
	52088	14469	2.08		358.9		82.15	
0°	49338	13705	4.70		763.1	800	82.77	
	55991	15553	3.40		612.1		84.70	
	60936	16924	2.36		477.5		82.18	
+2°	55613	15448	4.89		901.8	1000	82.11	
	62870	17464	3.63		734.7		84.70	
	68292	18970	2.64		603.3		81.31	
+4°	64040	17789	5.17		1146.5	1200	78.76	
	71600	19889	3.97		923.2		83.87	
	76943	21373	3.00		794.1		79.11	

2000QZ-160

	(m³/h)	l/s	(m)	(r/min)			ε % ζ	(mm)
-2°	45184	12551	3.15	215	478.2	560	81.13	2000
	50022	13895	2.28		373.3		83.20	
	52585	14607	1.75		309.4		81.05	
0°	51343	14262	3.32		571.7	630	81.14	
	56214	15615	2.46		452.4		83.20	
	58594	16276	1.93		380.6		81.03	
+2°	58140	16150	3.42		679.4	710	79.68	
	62694	17415	2.67		547.5		83.20	
	64847	18013	2.14		468.8		80.68	

2400QZ-70

	(m³/h)	l/s	(m)	(r/min)			ε % ζ	(mm)
-4°	46886	13024	5.57	177	847.3	900	83.97	2350
	50227	13952	4.62		752.2		84.11	
	54004	15001	3.49		623.0		82.42	
-2°	52078	14466	5.45		912.8	1000	84.80	
	55872	15520	4.52		812.1		84.80	
	59317	16492	3.59		689.9		84.21	
0°	55544	15429	5.52		984.8	1100	84.80	
	59785	16607	4.60		883.6		84.80	
	63778	17716	3.68		757.5		84.48	
+2°	60667	16852	5.62		1095.1	1200	84.80	
	64991	18053	4.71		983.3		84.80	
	69041	19178	3.80		852.5		83.84	
+4°	64422	17895	5.70		1179.2	1300	84.80	
	68537	19038	4.79		1054.4		84.80	
	72288	20080	3.88		928.2		82.26	

H(m)

2400QZ-100

	(m³/h)	l/s	(m)	(r/min)			ε % ζ	(mm)
-6°	49590	13775	4.57	177	720.6	800	85.75	2350
	54698	15194	3.45		599.6		85.85	
	58619	16283	2.52		490.9		82.04	
-4°	54936	15260	4.66		805.7	900	86.54	
	60210	16725	3.55		665.5		87.52	
	64199	17833	2.63		546.3		84.07	
-2°	59411	16503	4.74		878.8	1000	87.25	
	64890	18025	3.64		729.5		88.20	
	69156	19210	2.73		606.6		84.66	
0°	64213	17837	4.83		964.0		87.59	
	69772	19381	3.74		805.8		88.20	
	74009	20558	2.83		670.3		85.17	
+2°	68832	19120	4.92		1054.5	1100	87.49	
	74732	20759	3.83		888.3		88.20	
	79214	22004	2.95		753.4		84.58	
+4°	73408	20391	5.02		1164.6	1300	86.18	
	79610	22115	3.96		974.4		88.20	
	84402	23445	3.08		840.7		84.28	

2400QZ-160

	(m³/h)	l/s	(m)	(r/min)			ε % ζ	(mm)
-2°	61747	17152	2.75	177	566.9	630	83.09	2350
	65844	18290	2.23		478.2		83.50	
	69556	19321	1.70		392.3		82.04	
0°	70054	19459	2.91		669.9	710	82.86	
	74149	20597	2.39		579.2		83.50	
	77605	21557	1.87		481.5		82.09	
+2°	78440	21789	3.09		818.3	900	80.66	
	82724	22979	2.59		698.5		83.50	
	85946	23874	2.07		593.8		81.49	

2400QZ-130

	(m³/h)	l/s	(m)	(r/min)			ε % ζ	(mm)
-6°	32879	9133	3.96	177	458.3	500	77.41	2350
	41094	11415	2.65		352.4		84.23	
	46001	12778	1.71		280.0		76.73	
-4°	43974	12215	4.09		599.8	630	81.66	
	52247	14513	2.81		469.9		85.00	
	57197	15888	1.89		362.7		81.03	
-2°	55231	15342	4.25		769.1	800	83.22	
	63205	17557	2.99		606.5		85.00	
	68447	19013	2.10		469.7		83.21	
0°	65218	18116	4.43		951.7	1000	82.72	
	74164	20601	3.22		7647		85.00	
	80107	22252	2.35		616.3		83.33	
+2°	73458	20430	4.60		1124	1200	82.07	
	83318	23144	3.43		916.3		75.00	
	89842	24956	2.60		768.5		82.76	

500QH-40

	(m³/h)	l/s	(m)	(r/min)			ε % ζ	(mm)
-4°	932	259	19.58	1450	61.64	75	80.62	333
	1271	353	15.07		61.11		85.30	
	1310	364	14.14		61.98		84.85	
-2°	1159	322	19.89		79.77	90	82.06	
	1343	373	17.21		76.55		85.55	
	1483	412	14.46		71.66		84.86	
0°	1314	365	20.15		89.86	110	83.52	
	1512	420	17.52		87.57		85.60	
	1656	460	14.82		82.47		84.37	
+2°	1523	423	20.54		104.4		84.98	
	1602	445	19.50		103.4		85.60	
	1843	512	15.25		95.58		83.29	
+4°	1688	469	20.89		117.2	132	85.25	
	1764	490	19.86		116.1		85.60	
	2009	558	15.68		108.6		82.22	

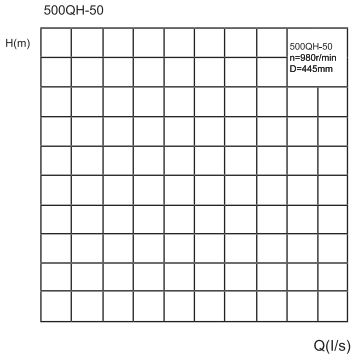

500QH-50

	(m³/h)	l/s	(m)	(r/min)			ε % ζ	(mm)
	1620	450	11.1		62.9		81.27	
-4°	1731	481	9.72		57.9	75	82.32	
	1948	541	6.36		46.0		76.28	
	1854	515	11.4		72.2		82.75	
-2°	1962	545	9.98		66.4		83.70	
	2171	603	6.64	980	53.3	90	76.57	445
	2027	563	11.6		79.1		83.60	
0°	2146	596	10.2		74.1		83.70	
	2376	660	6.92		60.4		77.05	
	2264	629	11.9		91.0		83.70	
+2°	2394	665	10.6		85.5	110	83.70	
	2650	736	7.34		70.6		78.04	

600QH-50

	(m³/h)	l/s	(m)	(r/min)			ε % ζ	(mm)
	1602	445	14.3		84.3		77.0	
-4°	2088	580	10.2		73.1		82.5	
	2304	640	7.42		62.9	110	77.0	
	1710	475	15.2		95.6		77.0	
-2°	2322	645	11.0		87.2		83.0	
	2574	751	7.5		71.0		77.0	
	1847	513	15.9	980	108.0		77.0	470
0°	2459	683	12.0		99.6		83.9	
	2844	790	7.65		80.0	132	77.0	
	2052	570	16.8		126.8		77.0	
+2°	2808	780	12.0		113.7		83.9	
	3186	885	7.9		82.6		77.0	

700QH-40

	(m³/h)	l/s	(m)	(r/min)			ε % ζ	(mm)
	2923	812	16.98		165.5		81.69	
-4°	3697	1027	14.76		174.5	210	85.25	
	4122	1145	12.45		162.1		86.25	
	3661	1017	17.25		207.1		83.16	
-2°	4241	1178	15		200	250	86.7	
	4673	1298	12.72		187.7		86.25	
	4154	1154	17.46		233.7		84.62	
0°	4763	1323	15.27	740	228.3	280	86.8	615
	5216	1449	13.02		215.5		85.86	
	4813	1337	17.8		271.1		86.1	
+2°	5364	1490	15.61		262.9	315	86.8	
	5803	1612	13.38		249.5		84.82	
	5339	1483	18.09		304.8		86.37	
+4°	5890	1636	15.94		294.7	355	86.8	
	6340	1761	13.75		284.2		83.56	

700QH-50

	(m³/h)	l/s	(m)	(r/min)			ε % ζ	(mm)
	2531	703	10.3		909		81.58	
-4°	2725	757	8.96		83.5		82.9	
	3060	850	5.89		66.6	110	76.82	
	2902	806	10.6		105.0		82.91	
-2°	3092	859	9.21		95.7		84.3	
	3420	950	6.16		77.0		77.64	
	3164	879	10.8	740	115.0		83.93	572
0°	3366	935	9.42		106.6	132	84.3	
	3733	1037	6.42		86.1		78.86	
	3535	982	11.1		131.3		84.3	
+2°	3758	1044	9.74		123.0	160	84.3	
	4165	1157	6.81		102.0		78.81	

900QH-40

	(m³/h)	l/s	(m)	(r/min)			ε % ζ	(mm)
-4°	5652	1570	23.5	740	453.5	500	83.07	735
	6296	1749	21.6		450.6		85.46	
	7387	2052	16.3		399.3		85.17	
-2°	6678	1855	23.9		531.7	560	85.14	
	7232	2009	22.0		517.6		87.04	
	8348	2319	16.7		465.0		85.15	
0°	7509	2086	24.3		597.7	710	86.53	
	8096	2249	22.4		589.3		87.2	
	9277	2577	17.3		535.3		84.79	
+2°	8571	2591	24.9		692.6		87.17	
	9115	2532	23.0		680.4		87.2	
	10274	2854	17.9		619.9		84.0	
+4°	9464	2629	25.4		780.4	800	87.2	
	10011	2781	23.5		765.0		87.2	
	11185	3170	18.5		703.1		83.44	

1000QH-40

	(m³/h)	l/s	(m)	(r/min)			ε % ζ	(mm)
-4°	5310	1475	15.4	490	271.6	315	82.06	870
	6995	1943	13.39		297.7		85.72	
	7912	2206	10.89		272.6		86.50	
-2°	6880	1911	15.67		351.8	400	83.52	
	8021	2228	13.61		340.9		87.27	
	8989	2497	11.15		315.8		86.46	
0°	7808	2169	15.86		397.6	450	84.92	
	9011	2503	13.85		389.2		87.40	
	10030	2786	11.43		363.0		86.01	
+2°	9072	2520	16.17		462.2	500	86.45	
	10152	2820	14.16		448.3		87.40	
	11146	3096	11.76		420.4		84.95	
+4°	10069	2797	16.44		519.9	560	86.73	
	11149	3097	14.46		502.6		87.40	
	12161	3378	12.1		477.8		83.90	

900QH-50

	(m³/h)	l/s	(m)	(r/min)			ε % ζ	(mm)
-4°	4597	1277	12.3	590	196.1	220	81.41	756
	5083	1412	10.2		176.9		83.39	
	5731	1592	6.59		140.1		76.43	
-2°	5296	1471	12.5		226.6	250	82.88	
	5767	1602	10.5		202.8		84.62	
	6408	1780	6.88		161.9		77.17	
0°	5782	1606	12.7		248.2	280	83.91	
	6289	1747	10.7		225.4		84.8	
	6995	1943	7.17		181.3		78.18	
+2°	6469	1797	13.0		282.8	315	84.39	
	7024	1951	11.1		260.1		84.8	
	7805	2168	7.6		208.9		78.96	

1000QH-50

	(m³/h)	l/s	(m)	(r/min)			ε % ζ	(mm)
-4°	5486	1524	11.99	490	225.0	250	79.63	870
	6354	1765	9.65		200.0		83.57	
	7096	1971	6.81		162.7		80.97	
-2°	6430	1786	12.17		260.9	280	81.72	
	6800	1889	9.85		228.4		85.09	
	7960	2211	7.02		188.6		80.80	
0°	6419	1783	13.47		296.1	355	79.54	
	7920	2200	10.01		254.0		85.10	
	8708	2419	7.23		210.6		81.42	
+2°	7257	2016	13.60		332.4	400	81.23	
	8856	2460	10.27		291.1		85.10	
	9734	2704	7.53		244.9		81.57	

1200QH-40

	(m³/h)	l/s	(m)	(r/min)		ε % ζ	(mm)
	9061	2517	17.16		501.3	84.53	
-4°	10256	2849	14.84		475.4	87.24	
	11290	3136	12.02		434.4	85.14	
	9918	2755	18.39		585.4	84.89	
-2°	11473	3187	15.55		555.7	87.50	
	12780	3550	12.31		504.0	85.05	
	10476	2910	19.54		660.3	84.46	
0°	12208	3391	17.09	490	649.7	87.50	
	14245	3957	12.62		579.4	84.56	
	12125	3368	20.06		773.1	85.73	
+2°	13691	3803	17.63		751.6	87.50	
	15278	4244	14.27		698.9	85.00	
	13399	3722	20.52		872.6	85.85	
+4°	14969	4158	18.14		845.5	87.50	
	16592	4609	14.83		799.0	84.09	

1400QH-40

1200QH-50

1400QH-50

Installation type

Installation dimension

Note:

The dimensions in the table are the installation dimensions of the pump and the hydraulic control dimensions for the design of pump station, of which the hydraulic dimensions are reference values.

The dimension A is determined according to the pump flow to control the flow rate and reduce hydraulic loss. The dimensions in the table are reference values and can be appropriately increased if necessary. Dimensions S and Q are determined according to the specific conditions of the pump station.

The distance between the center of the pump and the rear tank wall shall not be more than dimension T;

The center distance between two pumps in the same tank shall not be less than dimension Z.

6 ص ┼' Concrete prefabricated well bore installation

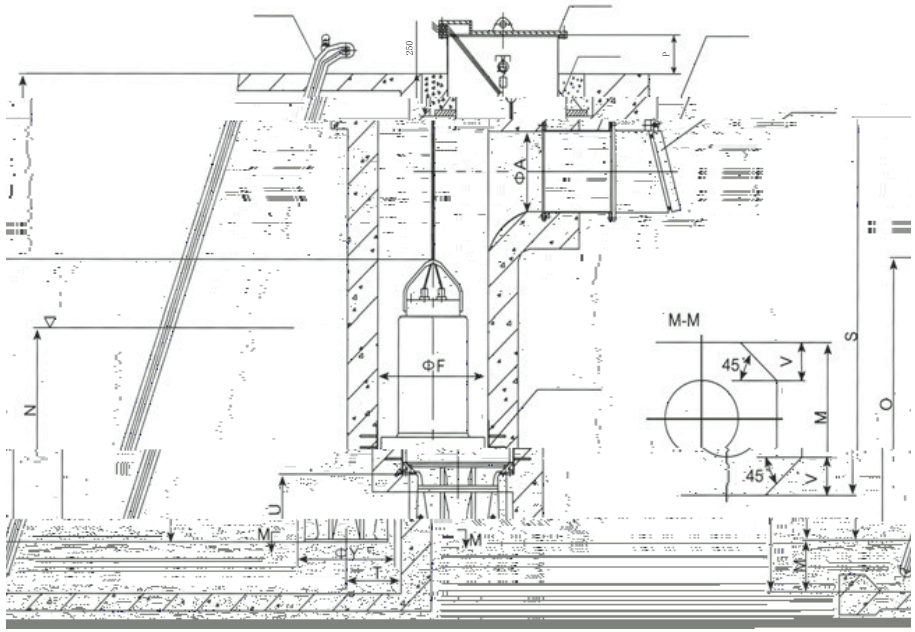

├ χ Note:

: ´ ₳ ò ļ ₥ ▩Ğ Ł ò ļ 1 ₱ ч ▩ ‡ ㄒ í ˙ ò ļ ı Ʊ ₳ 1 ₱ ч ▩ ‡ ㄒ ò ļ ₥ v ₫ Ө

The dimensions in the table are the installation dimensions of the pump and the hydraulic control dimensions for the design of pump station, of which the hydraulic dimensions are reference values.

· ò ļ A ə Ƹ Ω Ш ₹ . ħ ı Ꝋ í ˙ Ш ₯ ı ℃ N ‡ ㄒ Ƹ Ω ı ´ ₳ ò ļ ₥ v ₫ Ө ı ь ₄ ļ ı ˡ ℊ Ę ɾ ᶻ ψ ò ļ S ə Ƹ Ω 1 ʊ ч ł ţ . ħ

The dimension A is determined according to the pump flow to control the flow rate and reduce hydraulic loss. The dimensions in the table are reference values and can be appropriately increased if necessary. Dimension S is determined according to the specific conditions of the pump station.

, ₳ Q ˡ ᵅ – ᴺ j ₷ ò ļ T ;

The distance between the center of the pump and the rear tank wall shall not be more than dimension T;

. ª – л ъ ₳ Q ˡ j ɲ ò ļ Z

The center distance between two pumps in the same tank shall not be less than dimension Z.

6 ص ┼' Ґ' Є Dimension table of concrete prefabricated well bore installation (1)

No. ž ᴺ	Model ž ᴺ	øA	øF	M	N	O	P	Z	T	W	V	U	øY	Axial hydra thrust (N) ò ţ ò T
1	350QZ-70G	400	600	290	720	2300	200	1400	400	1400	350	360	500	6800
2	350QZ-70D				720	1733								3500
3	350QZ-100				710	1733								5500
4	350QZ-130				800	1733								4800
5	500QH-40	500	800	430	780	2850	200	1800	540	1800	450	540	680	8800
6	500QH-50				810	2900								10800
7	500QZ-70				1120	2553								15700
8	500QZ-100G				1120	2080								12700
9	500QZ-100D				810	2013								7200
10	500QZ-130G				1200	2080								11000
11	500QZ-130D				810	2015								6300
12	600QH-40	700	1000	530	800	2880	220	2200	660	2200	550	660	880	16600
13	600QH-50				880	2900								24100
14	600QZ-70				880	2570								19900
15	600QZ-100				880	2570								16100
16	600QZ-130				880	2570								14000
17	600QZ-160				880	2570								14000
18	700QH-40	800	1100	580	900	2960	220	2400	720	2400	600	720	950	28600
19	700QH-50				960	3000								34200
20	700QZ-70G				1400	2850								28300
21	700QZ-70D				1400	2850								28300
22	700QZ-100				960	2570								22800
23	700QZ-130				1480	2570								19900
24	700QZ-160				1100	2570								13900

Installation dimension drawing of concrete well bore with dustpan inlet channel

Dimension table of concrete prefabricated well bore installation (2)

		øA	øF	M	N	O	P	Z	T	W	V	U	øY	
26	800QZ-70G	900	1200	670	1120	3100	260	280	840	2800	700	940	1050	40200
27	800QZ-70D				1120	2900								33300
28	800QZ-100				1120	2900								26900
29	800QZ-130				1120	2900								23400
30	800QZ-160				1120	2900								16400
31	900QH-40	1000	1300	820	1200	3600	300	3400	1020	3400	850	1020	1150	48200
32	900QH-50				1360	3800								56100
33	900QZ-70G				1520	3600								56300
34	900QZ-70D				1360	3700								49900
35	900QZ-100G				1360	3370								45600
36	900QZ-100D				1360	3500								40400
37	900QZ-130G				1500	3000								39600
38	900QZ-130D				1360	3100								35100
39	900QZ-160G				1360	3000								27800
40	900QZ-160D				1360	3100								24600
41	1000QH-40	1200	1400	840	1280	3900	300	3480	1040	3480	870	1040	1250	53600
42	1000QH-50				1390	4200								66200
43	1000QZ-70				1390	3900								54800
44	1000QZ- 100				1390	3300								44300
45	1000QZ-130				1390	3300								38500
46	100QZ-160				1390	3300								27000
47	1200QH-40	1400	1600	910	1880	4000	300	3800	1140	3800	950	1140	1420	88000
48	1200QH-50				2080	4600								94100
49	1200QZ-70				2740	4300								77800
50	1200QZ-100				2520	3800								63000
51	1200QZ-130				2830	3800								54700
52	1200QZ-160				2910	3800								38400

Installation dimension table of concrete prefabricated well bore with closed inlet channel

Qr	Prgh	Hw	Hs	øF	øA	E×F	D(N)
1	1200QH-50	1580	2080	1600	1900	1400×1400	94100
2	1200QZ-70		2540				77800
3	1200QZ-100		2620				63000
4	1200QZ-130		2830				54700
5	1200QZ-160		2910				38400
6	1400QZ-70	1990	2640	1900	2200	1400×1800	113000
7	1400QZ-100		2720				91500
8	1400QZ-130		2930				79400
9	1400QZ-160		3010				55700
10	1600QZ-70	2460	2740	2300	2600	1400×1800	166200
11	1600QZ-100		2820				134500
12	1600QZ-130		3030				116800
13	1600QZ-160		3110				81900
14	1800QZ-70	2930	2840	2800	2900	2200×2200	216000
15	1800QZ-100		2920				184500
16	1800QZ-130		3130				166800
17	1800QZ-160		3200				132000
18	2000QZ-70	3370	3265	3220	3335	2500×2500	248400
19	2000QZ-100		3360				212175
20	2000QZ-130		3600				191820
21	2000QZ-160		3680				151800
22	2400QZ-70	3960	3835	3780	3915	3000×3000	291600
23	2400QZ-100		3840				249075
24	2400QZ-130		4225				225180
25	2400QZ-160		4320				178200

Instructions for model selection

When selecting the pump, the pump model, installation method, tank depth, operating voltage and pump control and protection method shall be indicated so as to provide the best system.

The control cabinet shall be indicated with starting mode, hydraulic control mode and installation mode.

The type of terminal box (if required) should be indicated (control type/wiring type).

The normal supply length of submersible pump cable of our company is 10m. Any special requirements shall be indicated.